

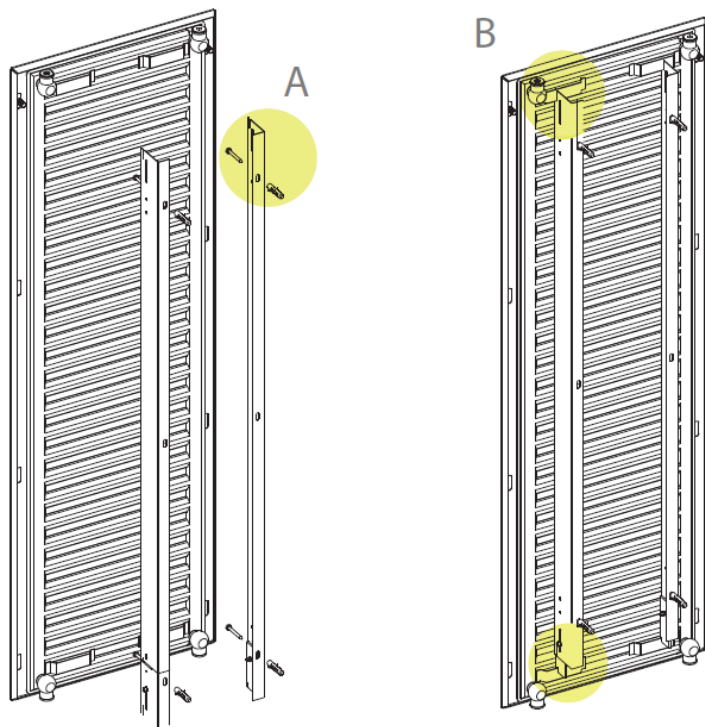
WELLNESS



COBRILLO

Instruction and use manual
Hydraulic radiators

ASSEMBLY INSTRUCTIONS - PLATE



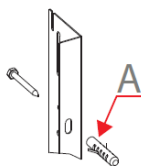
- Attention the installation of the heating elements must be carried out by qualified personnel.
- Detect the center distance of the wall attachment and fix the two well-leveled beams. Attention: use the plugs suitable for the type of existing wall Fig. A
- Hang the radiator on the beams making sure it is properly engaged Fig.B
- Engage the safety coupling (normally present only in the electric versions) and tighten the screw tightly. Fig. C
- Connect the radiator to the valves, refill by acting on the air vent.
- Verify that there are no water leaks. In case of leaks, close the valves immediately and call Cobrillo technical assistance.
- Mount the cover on the radiator only after completing the complete installation procedure.

CONTENTS OF THE BOX

The packaging contains:

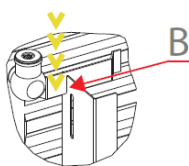
- Wall fixing brackets painted with Polyester powders in the same color as the radiator
- ½ " manual air vent valve and male cap with ½" o-ring
- Instruction and use manual
- Only in the case of installation of the radiator with IF plate connection (concealed installation behind the radiator) the package contains manual reversal valve, manual reverse lockshield and the adapters specified when ordering

Keep the original packaging until the radiator is completely installed



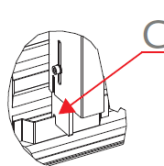
Utilizzare un tassello idoneo al muro in cui verrà installato il termoarredo.

Use a tile suitable for the wall where the heated towel rail will be installed.



Innestare correttamente il radiatore alla trave.

Insert properly the heated element to the beam.



Innestare la sicurezza inferiore.

Engage the lower security.

USE



- Do not connect the hydraulic radiator to the sanitary water network
- The radiator must maintain an adequate distance from the surfaces surrounding it
- Check that the hydraulic connections have been made correctly
- The radiator must be installed, with its testing, still packed in protective polyethylene and must be removed only when the radiator is used
- Check that there are no fluid leaks. In case of leakage close the radiator immediately by acting on the valves and call technical assistance or a specialized technician

MAINTENANCE

Dear Customer, Cobrillo products have been designed and built for convective radiant domestic heating, the installation of which must be done only and exclusively by qualified technicians who are aware of the safety regulations in force in the place of installation. However, the following generalities must also be respected:

- After a first filling, the heating bodies must not remain without water and must not be emptied periodically, this avoids the perforating corrosion of your heater.
- When using corrosion or antifreeze inhibitors, their compatibility with the materials that make up the heating bodies must be taken into account.
- The heated towel rails should be cleaned periodically using a soft cloth slightly moistened with water in order not to damage the painted and / or chromed surface. Cleaning the radiator should always be done with the radiator cold.
- If the radiator does not heat up correctly, check if there is air inside it. Remove the air by operating on the appropriate vent valve, located on the back of the radiator. ATTENTION (in case of opening of the air vent valve, pay close attention to any splashes of hot water (about 80 ° C) which could escape, not come close to your face, risk of burns).
- To increase the life of the radiator and your heating system, the quality of the liquid in the heating circuit must follow the UNI 8065 standard.
- Avoid putting wet cloths on the surface of the radiator, you could speed up a corrosion process or damage its surface treatment.
- Periodically check the anchoring of the radiator to the wall. If the radiator should become detached from the wall it could cause very serious damage to people, animals, things

SAFETY WARNINGS

- THE RADIATOR MUST BE INSTALLED by a specialized technician, following the regulations in force in the country of installation.
- The heated towel rail is to be used only for the use described in the manual.
- The heated towel rail is delivered in an appropriate packaging, remove it only after installing it
- Do not apply accessories other than those prescribed or recommended by the manufacturer to the radiator
- Children under 3 years old must be kept away unless they are under constant surveillance.
- Children between 3 and 14 years of age and people with reduced physical, sensory and mental abilities, or lacking appropriate experience or knowledge, can use the heated towel rail, provided that it has been positioned or installed in the normal position expected and have received instructions and training on how to use the appliance safely and understand its potential dangers well.
- Do not use corrosive, abrasive or solvent products to clean the radiator and the plastic parts containing the electrical parts
- Avoid installing the heaters in areas exposed to aggressive acids or vapors
- The heated towel rails can be used to heat, to keep the towel warm or to warm the fabrics but not to dry the laundry
- Do not place weights over 5kg on the radiator
- Check that there are no fluid leaks, in the event of a leak close the radiator immediately by acting on the valves and call Cobrillo technical assistance or a specialized technician.

WARRENTY

- COBRILLO SRL guarantees the products illustrated in the terms and for the period of time established by the national law transposing the WARRANTIES Directive 1999/44 / EC and 2011/83 / EU, in force in the country in which the customer (consumer) purchased the product with brand COBRILLO SRL. The COBRILLO SRL guarantee is not in any case a substitute for the one provided for by law.
- The WARRANTY starts from the purchase date proven by a document with fiscal validity (invoice, tax receipt or sales receipt) showing the indication of the product itself.
- In case of defects in material or workmanship, COBRILLO SRL will repair, replace defective parts or replace the entire product free of charge in accordance with the WARRANTY Directive 1999/44 / EC, excluding any other form of compensation, both legal and conventional. without prejudice to legal obligations.
- The warranty will be effective after examining the defects and their causes at the Cobrillo Srl headquarters. The material to be replaced or repaired must be delivered ex warehouse to Cobrillo Srl.
- Any replacement of defective components or part of the aforementioned products will not extend the original warranty period. The warranty on replaced parts will therefore cease together with the expiry of the warranty period initially established on the complete product.
- In the event of defects in material or workmanship, Cobrillo Srl. Will replace the defective part free of charge or repair / replace the entire product, at its discretion and in any case in compliance with the terms of the law; all forms of compensation, both legal and conventional, are strictly excluded, except as required by mandatory rules
- The warranty lapses if the indication of the production batch is tampered with and / or removed.
- The manufacturer declines any responsibility for any damage that may, directly or indirectly, derive to people or pets or things as a result of failure to comply with all the requirements indicated in the specific product assembly and maintenance instruction booklet.
- Parts of the product which, sent for repair to an authorized COBRILLO SRL site, are damaged during the journey are not considered as guarantees.

The warrenty only works if :

- the customer has made the balance of payments within the pre-established terms;
- the material has been stored in good condition and protected from the weather before being installed
- the material has not been damaged during transport, handling or installation;
- there has been no tampering or repair of the products without the authorization of Cobrillo Srl;
- Periodic emptying or loading of the system has not been carried out;
- The characteristics of the system follow the values of the UNI 8065 standard;
- The caps and accessories used are those regularly supplied by Cobrillo;
- the radiators are not connected to the domestic hot water system or to systems with an open expansion tank;
- If a corrosion inhibitor is used, it is compatible with all the materials present in the heating bodies.
- the operating pressure and temperature indicated in the manual correspond to those of use;
- the circuit is free from metal, calamine, grease residues and there is no gas. Before starting the system, wash it to eliminate mechanical processing residues and / or residues during installation.
- the Customer does not make any changes or variations on his own initiative on the contested materials without our prior approval
- There are no damages to the product due to interventions by unauthorized personnel;
- There are no anomalies or faults dependent on the power supply network;
- There is no malfunction due to incorrect sizing;
- Original parts or spare parts used and authorized by COBRILLO SRL are used;
- There are no damages caused by accidents, fires, natural disasters, accidents in general;

Index

PLATE ASSEMBLY INSTRUCTION	1
BOX CONTENT	1
USE	2
MAINTENANCE	2
SAFETY WARNING	2
WARRENTY	3



Cobrillo s.r.l.
via Torrione 30/I - 28021 BORGOMANERO - NO
Tel. 0322068247
E-mail info@cobrillo.com
C.F. e Partita IVA 02549080030
Reg. Imprese - Nr. REA
www.cobrillo.com